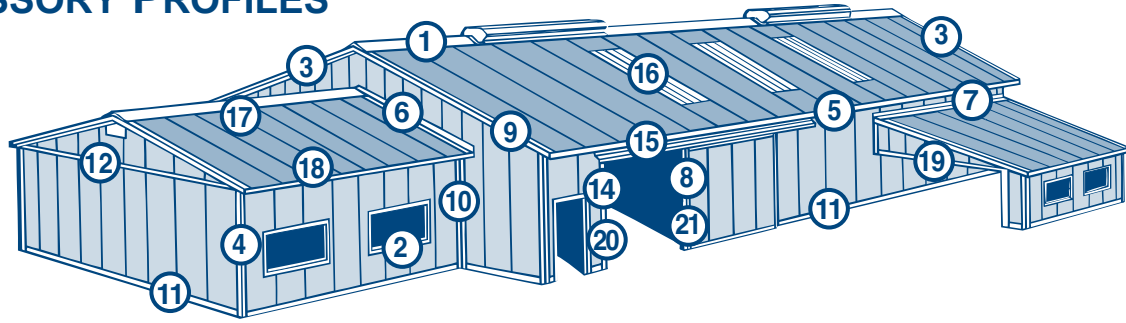


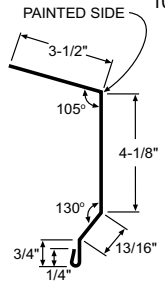
THE FINISHING TOUCH!

A complete line of matching color-coated, galvanized, and Galvalume® trims and accessories ideal for finishing any Metal Sales project.

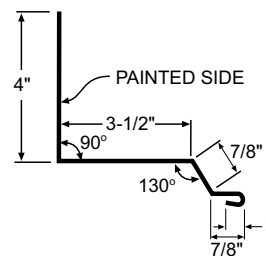
POST FRAME FLASHING AND ACCESSORY PROFILES



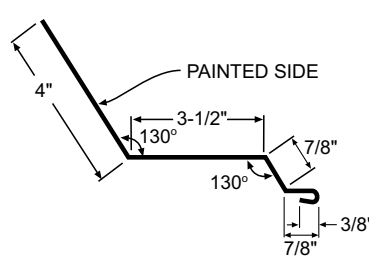
5 Eave Molding 10'-6" 42048



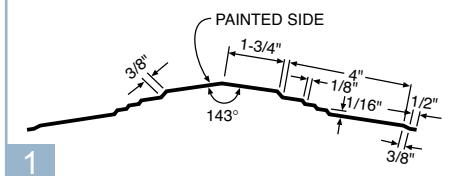
6 Universal Sidewall 10'-6" 42078



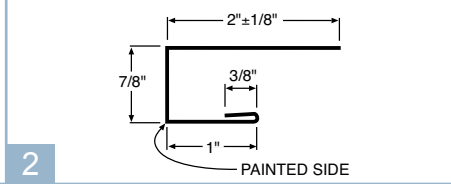
7 Universal Endwall 10'-6" 42077



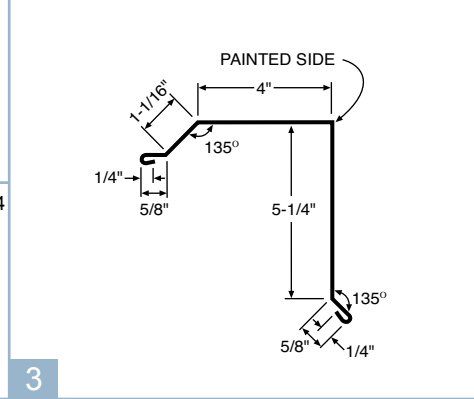
14" Universal Ridge 10'-6" 42023



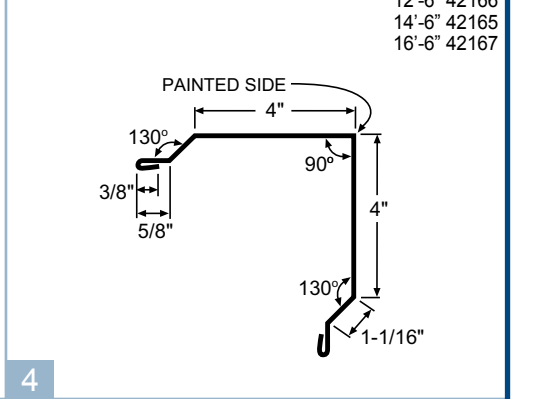
"J" Channel 10'-6" 42274



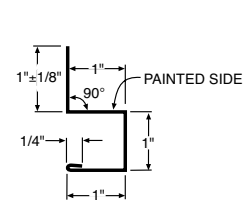
Gable Trim 10'-6" 42060



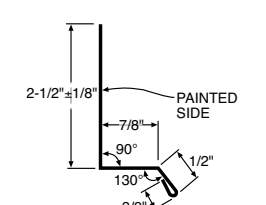
Outside Corner 10'-6" 42163
12'-6" 42166
14'-6" 42165
16'-6" 42167



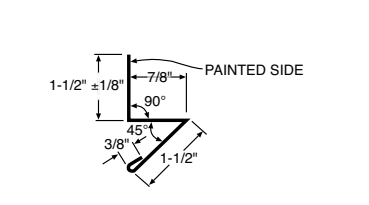
11 Base Molding 10'-6" 42040



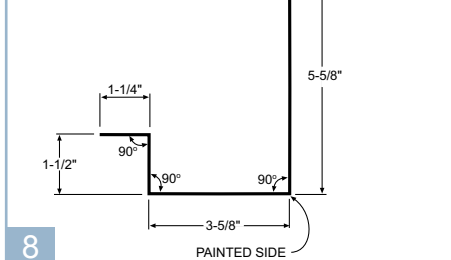
11 Drip Cap 10'-6" 42044



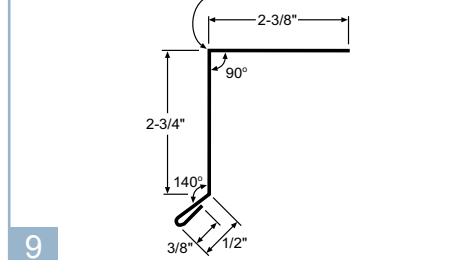
11 Angle Base 10'-6" 42265



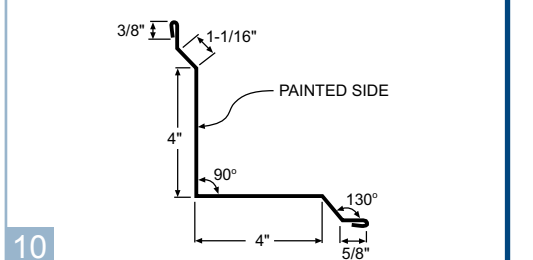
8 Door Post Trim 10'-6" 42081



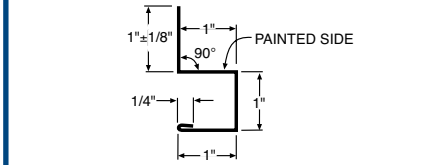
9 Rake Trim 10'-6" 42071



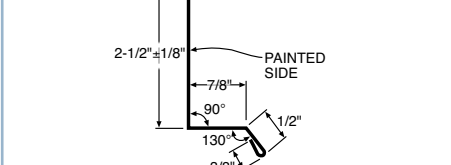
10 Inside Corner 10'-6" 42063



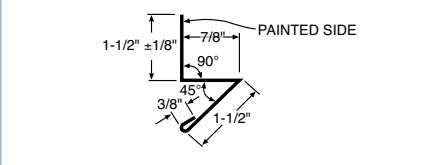
11 Mini Angle 42064 10'-6"



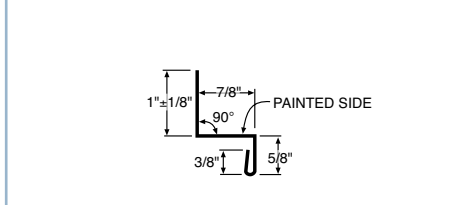
11 U-Flashing 42076 10'-6"



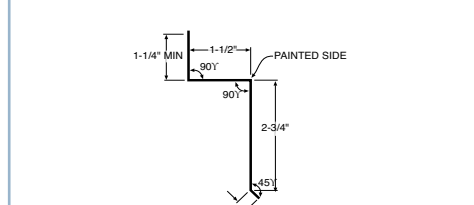
11 National Track Cover 10'-6" 42808



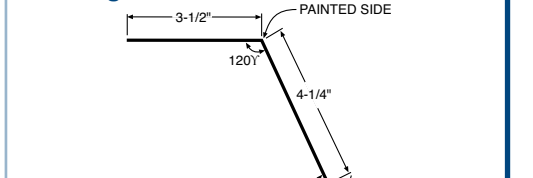
12 Double Angle 10'-6" 42043



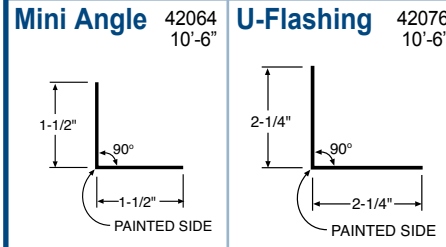
12 Wide "Z" Metal 10'-6" 42080



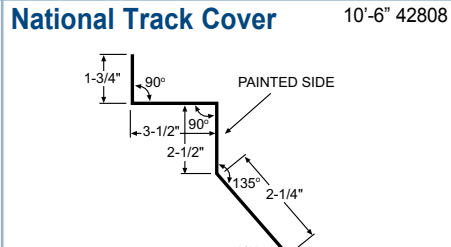
13 Universal Gambrel Flashing 10'-6" 42524



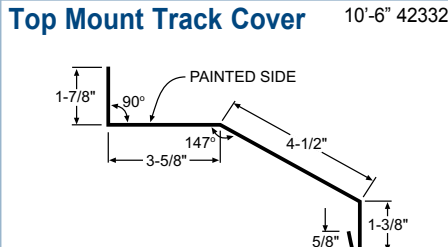
14 Top Mount Track Cover 10'-6" 42332



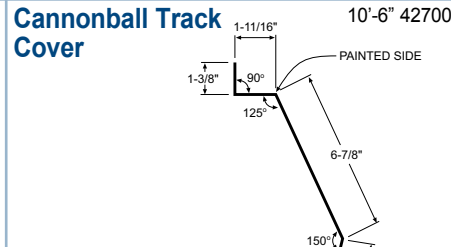
15 Cannonball Track Cover 10'-6" 42700




15 Translucent Panels 8'-0" 10'-0" 12'-0"



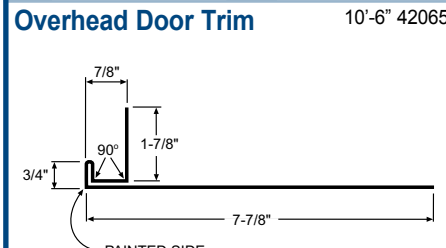
17 Outside Closure Strip 1" wide x 36" long



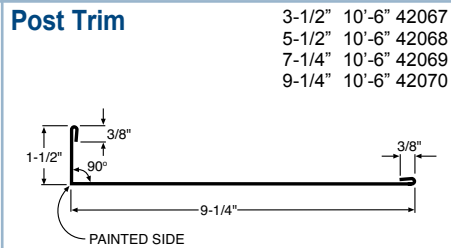
18 Inside Closure Strip 1" wide x 36" long



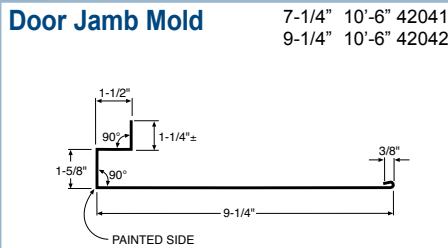
19 Overhead Door Trim 10'-6" 42065



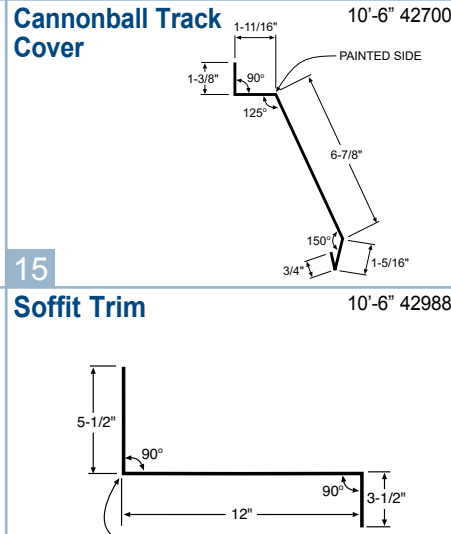
20 Post Trim 3-1/2" 10'-6" 42067
5-1/2" 10'-6" 42068
7-1/4" 10'-6" 42069
9-1/4" 10'-6" 42070



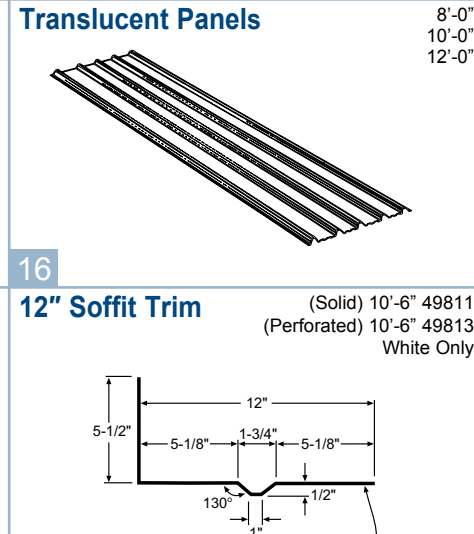
21 Door Jamb Mold 7-1/4" 10'-6" 42041
9-1/4" 10'-6" 42042



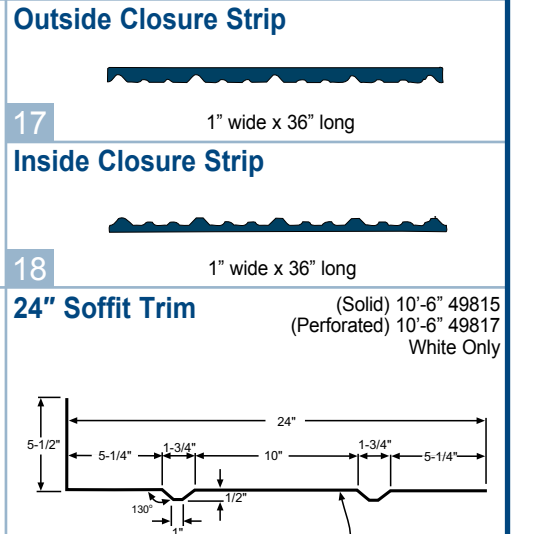
22 Soffit Trim 10'-6" 42988



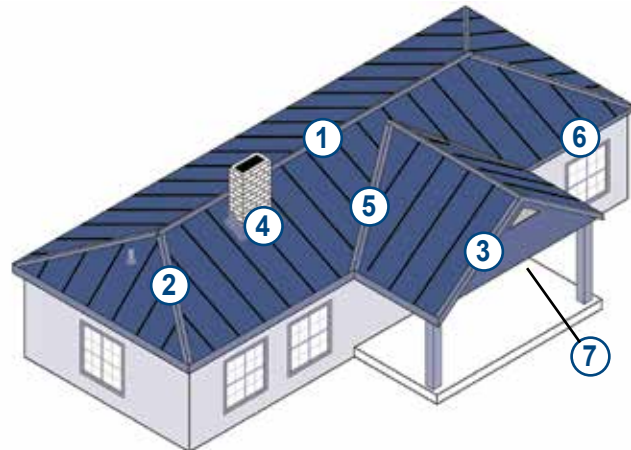
22 12" Soffit Trim (Solid) 10'-6" 49811
(Perforated) 10'-6" 49813
White Only



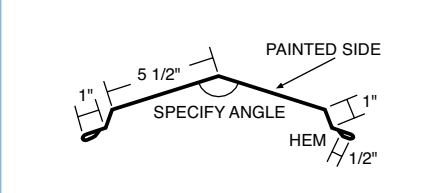
22 24" Soffit Trim (Solid) 10'-6" 49815
(Perforated) 10'-6" 49817
White Only



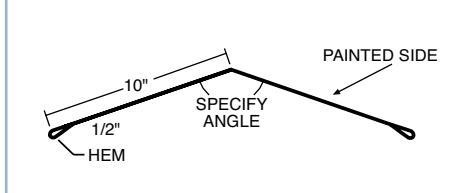
RESIDENTIAL FLASHING AND ACCESSORY PROFILES



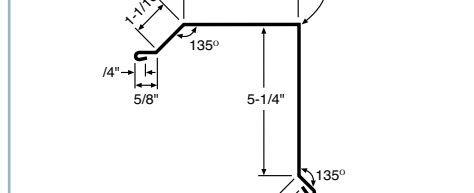
13" Step Ridge/Hip Cover 10'-2" 55974 26 Ga.



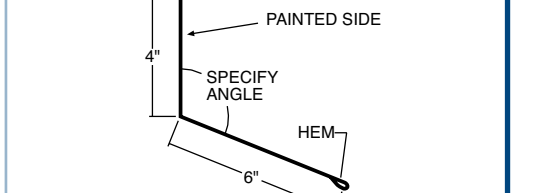
Ridge/Hip Cover 10'-2" 55006 26 Ga.



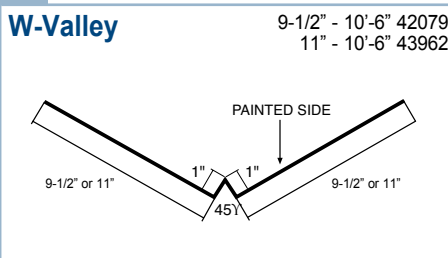
Gable Trim 10'-6" 42060



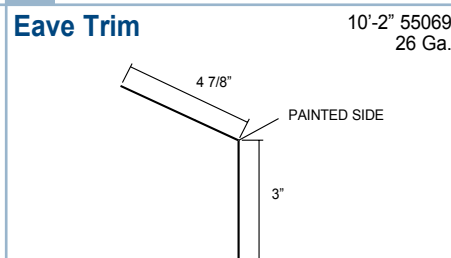
Pitch Break 10'-6" 53046



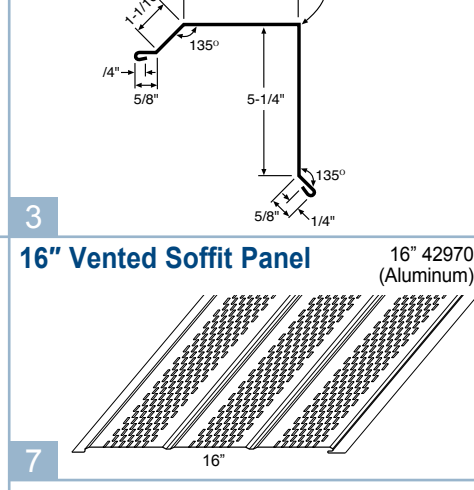
5 W-Valley 9-1/2" - 10'-6" 42079
11" - 10'-6" 43962



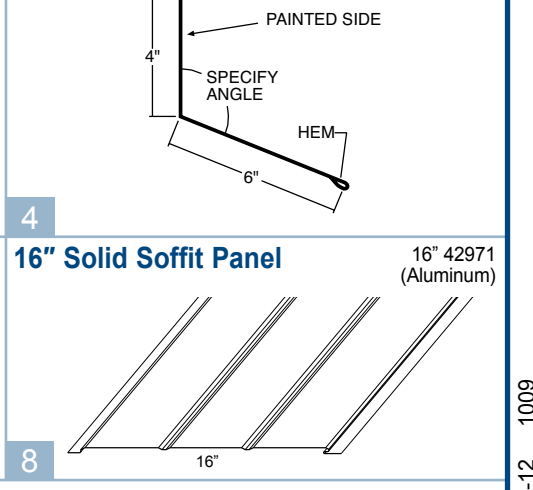
6 Eave Trim 10'-2" 55069 26 Ga.



7 16" Vented Soffit Panel 16" 42970 (Aluminum)




8 16" Solid Soffit Panel 16" 42971 (Aluminum)




Note: All products and colors not available at all locations. Please inquire.


Your Source for Metal Roofing & Building Supplies

Fasteners/Rivets

 1/4-14 x 7/8" Lap available in 19 colors

 12-14 x 1 1/4" SD For Sheet-to-Structure, available in 19 colors

 12-24 x 1 1/4" DP5 Drives up to 1/2" Thick Steel 5", 6", 8" stocked

 #12-14 x 3/4" Stitch Screw available in 18 Colors

Woodgrips, 1", 1 1/2", 2", 2 1/2", 3" stocked in 19 colors Lengths up to 4" available

ULP Clip screw, 10-9 x 1 1/8" wood applications

Pancake, 12 x 3/4" SD metal applications

Clip screw, #14 x 1 1/2", 2", 3", 4.5", 6", 7", 8", 9" for wood or up to 16ga. metal

Rivets #43, Stocked in 36 Colors

Skylights

AG profiles stocked in 8' & 12' lengths
R profile stocked in 12' length
Both AG & R stocked in clear and soft-white
Flat Loc stocked in 8' white



Pipe Flashing

Gray, Retro-fit & Silicone (high temp.)

- #1: 1/4" - 2"
- #3: 1/4" - 5"
- #5: 4" - 7"
- #8: 8" - 13"
- #9: 10" - 18"



Sealants

Butyl Tape

Single-bead, double-bead & triple-bead available
3/32" x 3/8" x 45', 1/8" x 1" x 50', 3/16" x 2 1/2" x 20'

Caulking

Metal Roof Sealant (stocked in 30 colors)



Accessories

Touch-up Paint, Stocked in 18 colors (bottles special order for 24ga.)

Cee Purlins 3", 4", 6", 8"
Zee Purlins 4", 8"
2" x 2" Base Angle

Sno-Gem Snow guards

Retro-Ease shingle spacer

Self-adhering underlayment, 2' sq. rolls

Synthetic underlayment, 10' sq rolls

PALISADE SYNTHETIC UNDERLAYMENT

Doors for Metal & Post Frame

Sliding Door Products

#30 bit for rivet installation

concrete bits stocked in 1/4", 3/8" & 1/2"

Nut Setters:
Sizes: 1/4", 5/16" & 3/8"

Power Cutter Snips, Left & Right Hand

Metal Saw Blade:
Size: 7" for steel, 9" for thick steel

Insulation

3" vinyl-faced insulation
Sizes: 3', 4' & 6' wide stocked in 53' & 103' long rolls cut to size by lineal foot available



R+ Heatshield Radiant Barrier
Bubble Insulation, 4' & 6' x 125' w/ tape & tabs in reflective/reflective, reflective/white, single & double bubble, meets ASTM E84-08



Insulation Tape

Patch Tape - 3" x 150'
For reinforced vinyl applications



Double-sided Tape - 1 1/2" x 180'



Foil Tape - 3" x 150',
White Tape - 3" x 180'
For bubble insulation



Closure -- Die-Cut Foam & Expandable A10 Universal

Stocked in AG, M, R & Flat Loc Profiles



A-10 expandable closure
Fits profiles up to 1 1/2" deep
Available sizes:
1" x 1 1/2" x 20' for AG, M & Flat Loc panels,
1 1/2" x 1 1/2" x 15' for R panels



Flex-Pro
Weather-tite Ridge Vent Closures
stocked in 3' joints



Concrete Anchors

Wedge anchors Multiple sizes available



Nail-in anchors Sizes: 1/4" x 1 1/4" stocked up to 2" available



Flat Sheets

419/16" x 10' 1" - 26 ga. 22 colors
4' x 10' - 24 ga. 33 Berridge colors
4' x 10' - 16, 18, 20, 22, 24, 26 ga. galvanized
4' x 10' - 24, 26 ga. paintgrip galvanized
3' x 10' - 16oz Copper




Your Source for Metal Roofing & Building Supplies

PANELS


STRONGSEAM™ **AG Panel** 29 & 26 ga.



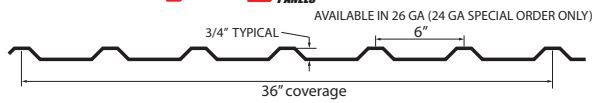
STRONGSEAM™ **Flat-Loc Panel** 29 & 26 ga.



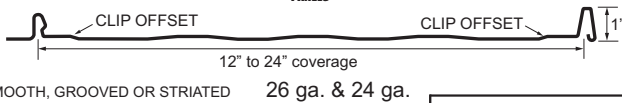
STRONGSEAM™ **PBR Panel**



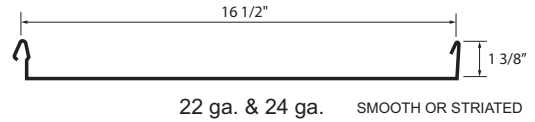
STRONGSEAM™ **M Panel**



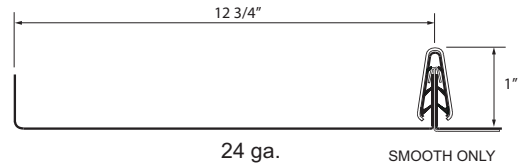
STRONGSEAM™ **SSFF1 Panel**



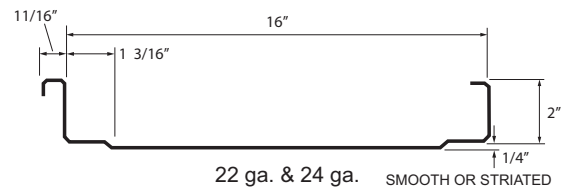
Cee-Lock Panel



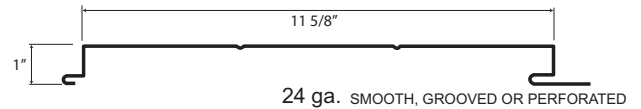
Tee & Curved Tee Panel



Zee-Lock & Curved Zee-Lock Panel



L-Panel



STRONGSEAM™ **TRIMS** *

26 ga. Trims Standard In All Colors
* (AG Profile Shown)

		Rat Guard 1 7/8" 1" 1 3/4"	Rake & Corner 4 1/4" 1 1/8" 1"	Ridge Cap 6 1/2" 9 7/8"	Pitch Change 7 3/8" 4" 1"
Gable Trim 2 3/4" 2" 1" 1"	Sidewall 3 3/8" VARIABLE 3 1/2" 1"	Inside Corner 1" 4 1/4" 1"	Overhead Door 7/8" 1" 3 1/2" 7 1/8"	National Track Cover 2 1/2" 2" 2 5/8" 2 1/4"	Drip Metal 1 1/2" 1/2" 3 3/8" 1/2"
Endwall 4 1/2" 3 1/2" 7/8" 1"	Double Angle 1" 2 1/8" 1"	Single Angles 1 1/2" 1 1/2" 2" 2" 3" 3"	Single Angles 1 1/2" 1 1/2" 1 1/2" 3 1/2" 5 1/2" 7 1/2"	Combo Track Top Mount 1 1/4" 3 1/2" 5 1/4" 1/2"	Drip Cap 1/2" 1 1/4" 2 7/8"
Shadow Gutter 1 1/4" 1 3/4" 2 1/4" 1 3/4" 1 1/4" 4" 6 ribs avg3/4"	Shadow Rake Trim 1 1/4" 1 3/4" 2 1/4" 1 1/4" 1 1/2" 1 1/2" 7/8" 1/2"	Sculptured Rake Trim 5" 4" 4" 2" 1 3/4" 1 1/4" 1"	Sculptured Gutter 7/8" 6 3/4" VAR 1 1/2" 4" 1"	Sculptured Gable Corner 1 3/4" 4 1/8" 4 1/8"	Sculptured Peak Box 8" 1 1/4" 1 3/4" 3 7/8" 2" 4 1/2" 7 3/4" 10"
J Trim 1" 2 1/8"	Soffit 3" 11" 1 1/2"	Valley 9 3/8" 1" 9 3/8"	Door Jamb Cover 8 1/8" 2 7/8"	Fascia 3 7/8" 4" 1"	Fitted Ridge Cap (for R panel) 36"